



Worksheets on Dangerous Items around us.

To help your kid to identify and stay safe.






Solicitude Parenting





Cross  the unsafe things
not to touch.




Solicitude Parenting



Cross  the unsafe things
not to touch.




Solitude Parenting

Cross  the unsafe things
not to do.




Solicitude Parenting

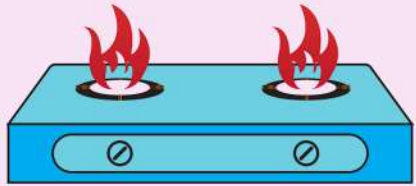
Show Golu the dangerous edges by tracing the lines.



Draw lines the things to help
Golu to touch which are safe.



Cut the unsafe things and stick on the space provided.



Solicitude Parenting

Cut the unsafe things and stick on the space provided matching with words.




Cylinder

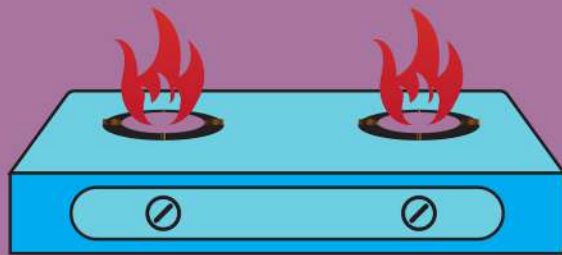
Match stick

Medicines


Needle




Circle the items that are dangerous and hot to touch.



Circle the items that are dangerous to taste.




Circle the places that are dangerous to run.




Look at the pictures, Cut and Put in correct boxes.

Safe



Unsafe





Solitude Parenting




Look at the pictures, Cut and Put in correct boxes.

Safe



Unsafe





Solicitude Parenting

Look at the pictures, Cut and Put in correct boxes.

Safe



Unsafe




Solicitude Parenting




Look at the pictures, Cut and Put in correct boxes.


Safe



Unsafe



Solitude Parenting




Look at the pictures, Cut and Put in correct boxes which are safe and unsafe to taste.

Safe




Unsafe





Look at the pictures, Cut and Put in correct boxes which are safe and unsafe to pull.

Safe




Unsafe



Look at the pictures, Cut and Put in correct boxes which are safe and unsafe things which can harm eyes without elders supervision.

Safe




Solicitude Parenting




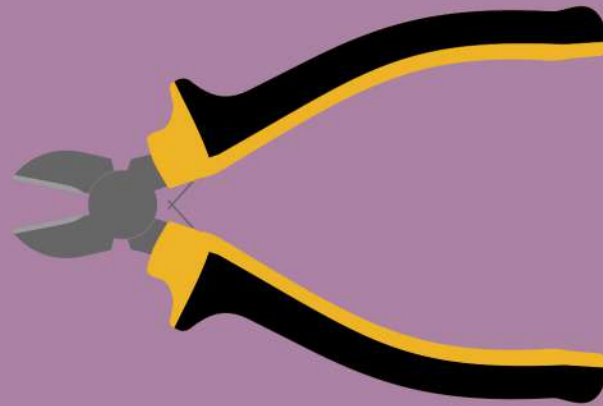
Unsafe



Draw a happy face for safe place to slide & sad face for unsafe place in given circle.



Circle unsafe edges to save your hand or feet from getting hurt.



Solicitude Parenting

Colour snowman holding safe thing to taste with green and unsafe one with red.



Thank You

Stay Safe from all dangerous items around you.

Solicitude Parenting

